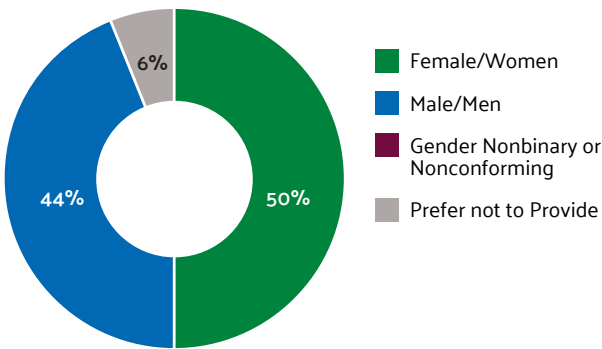


Illinois Public Act 103-0635 for Directors and Officers*

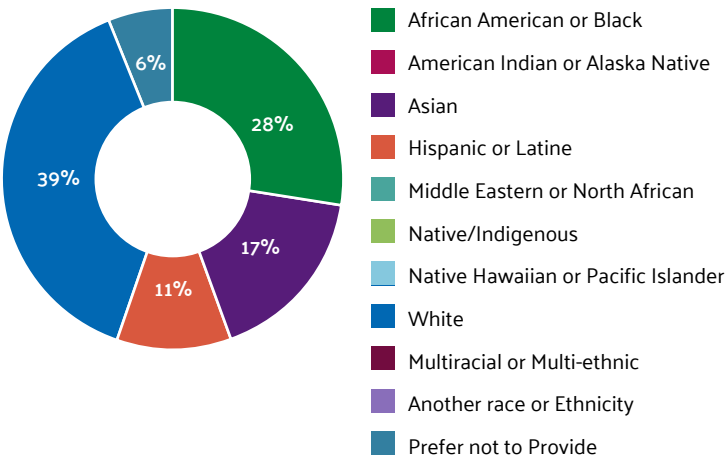
The MacArthur Foundation has reported Board and Staff demographic information on its website since 2018. This information has been provided voluntarily based on questions and definitions used by the Foundation. Beginning January 1, 2025, Illinois Public Act 103-0635 (805 ILCS 105/114.15) requires certain not-for-profit organizations, including the Foundation, to disclose specific demographic data about their directors and officers that, in some instances, the Foundation has not previously collected. As of June 24, 2025, however, there has been no guidance from the Illinois Department of Human Rights (IDHR) detailing how to

report the data. The 2025 reporting obligation under the law covers demographic data from calendar year 2024, which the Foundation collected before the law took effect. The data collected by the Foundation generally aligns with the law's requirements. We have not previously inquired regarding veteran status, but to the best of our knowledge, no directors or officers in 2024 were military veterans. Beginning with our next collection of demographic data later in 2025, we will inquire about veteran status as part of the information we gather while we await guidance from IDHR.

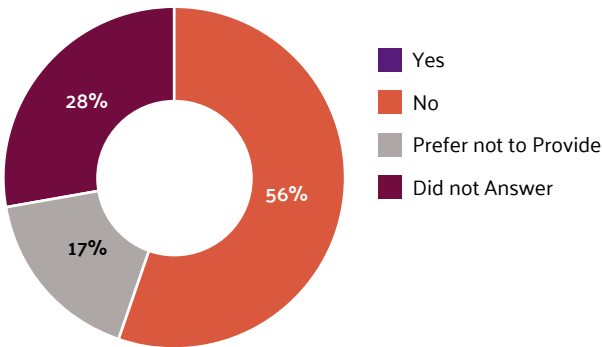
Sex and Gender



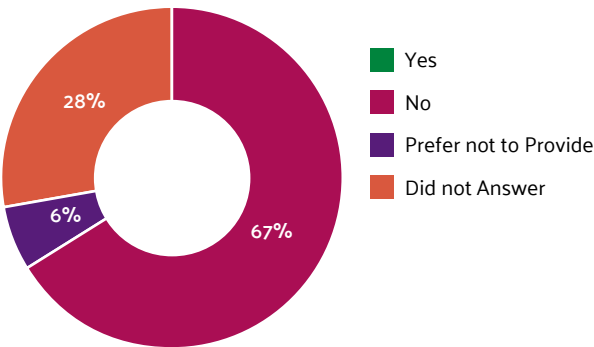
Race and Ethnicity



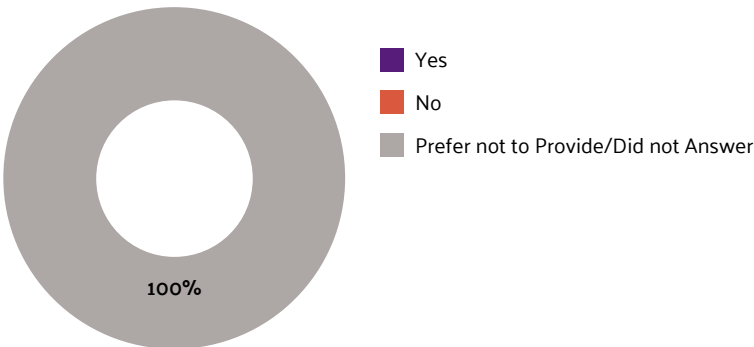
Disability Identification



LGBTQ+ Community Identification



Veteran Status



*This includes our Board of Directors and Officers to the Board

ILLINOIS PUBLIC ACT 103-0635 FOR DIRECTORS AND OFFICERS* RAW DATA

The MacArthur Foundation has reported Board and Staff demographic information on its website since 2018. This information has been provided voluntarily based on questions and definitions used by the Foundation. Beginning January 1, 2025, Illinois Public Act 103-0635 (805 ILCS 105/114.15) requires certain not-for-profit organizations, including the Foundation, to disclose specific demographic data about their directors and officers that, in some instances, the Foundation has not previously collected. As of June 24, 2025, however, there has been no guidance from the Illinois Department of

Human Rights (IDHR) detailing how to report the data. The 2025 reporting obligation under the law covers demographic data from calendar year 2024, which the Foundation collected before the law took effect. The data collected by the Foundation generally aligns with the law's requirements. We have not previously inquired regarding veteran status, but to the best of our knowledge, no directors or officers in 2024 were military veterans. Beginning with our next collection of demographic data later in 2025, we will inquire about veteran status as part of the information we gather while we await guidance from IDHR.

SEX AND GENDER

Female/Woman (includes cisgender women, transgender women, and female- identified individuals)	50%
Male/Man (includes cisgender men, transgender men, and male- identified individuals)	44%
Gender nonbinary or gender nonconforming	0%
Prefer not to provide this information	6%

RACE AND ETHNICITY

African American or Black (e.g., Ethiopian, Haitian, Jamaican, Nigerian, Somali, etc.)	28%
American Indian or Alaska Native (e.g., Aztec, Blackfeet Tribe, Mayan, Native Village of Barrow Inupiat Traditional Government, Navajo Nation, Nome Eskimo Community, etc.)	0%
Asian (including East Asian, South Asian, and Southeast Asian)	17%
Hispanic or Latine (e.g., Colombian, Cuban, Dominican, Mexican, Puerto Rican, Salvadorian, or another country of Latin American or Spanish origin, etc.)	11%
Middle Eastern or North African (e.g., Algerian, Egyptian, Iranian, Lebanese, Moroccan, Syrian, etc.)	0%
Native/Indigenous	0%
Native Hawaiian or Pacific Islander (Chamorro, Fijian, Marshallese, Native Hawaiian, Samoan, Tongan, etc.)	0%
White (e.g., English, French, German, Irish, Italian, Polish, etc.)	39%
Multiple races/ethnicities	0%
Another race, ethnicity, or origin not on this list	0%
Prefer not to provide this information	6%

DISABILITY IDENTIFICATION

Yes	0%
No	56%
Prefer not to provide	17%
Did not answer	28%

LGBTQ + COMMUNITY IDENTIFICATION

Yes, I identify with the LGBTQ+ (lesbian, gay, bisexual, transgender, and/or queer or questioning) Community	0%
No, I do not identify with the LGBTQ+ (lesbian, gay, bisexual, transgender, and/or queer or questioning) Community	67%
Prefer not to provide this information	6%
Did not respond	28%

VETERAN STATUS

Veteran	0%
Not a Veteran	0%
Prefer not to answer/did not respond	100%

*This includes our Board of Directors and Officers to the Board